

Lhermite®
PUNCHING

EMT 650SA

SEMI-AUTOMATIC STAMP PERFORATING MACHINE



Lhermite® has a long tradition of making stamp perforating machines which dates back to the beginning of the 20th century.

The Lhermite® EMT 650 SA is a semi-automatic stamp perforating machine that is particularly suitable for short to medium production runs whilst offering same high precision punching and ease of operation as the fully automatic version. The EMT 650 SA is the logical solution for flexible production requirements.



JAMES BURN INTERNATIONAL SAS





67 rue du Docteur Blaizot, BP 134, 61304 L'Aigle Cedex, France
www.wire-o.com www.jamesburn.com Phone : 33 (0)2.33.84.21.50 Fax : 33 (0)2.33.84.21.51



WIRE-O LHERMITE UNICOIL

DOCUMENT FINISHING SOLUTIONS

FEATURES AND BENEFITS



- The Lhermite® EMT 650 HP is a modular stamp perforating machine made of the following elements:
 - a **manual feeding table** on which sheets are fed as one byte by the operator to make up a byte. The side lay gauge can be adjusted with micro-metrics knobs for a perfect alignment of perforation holes to the printing position.
 - a **high speed perforating block** equipped with stamp perforating tools which can be changed as required. Punching tool insertion is easy and change over operation can be carried out in less than 5 minutes which eases maintenance operations and helps reducing machine downtime. Die plates and pins are designed to allow multi-sharpening for a longer life time without compromise on punching accuracy or quality.
 - a **sheet positioning module** mounted on a moving carriage driven by a high precision ball screw with a high speed reinforced guiding system. It is controlled by a programmable 2 axes PLC which moves the sheets and position them into the punching tool according to the stamp format.
 - a **command console** located next to the machine and fully insulated from any punching vibration to control all the functions. Conversational type programme allows a non specialist operator to carry all the standard format settings and to run the machine.
 - a **vibrating jogger** to receive punched bytes and allow a regular piling up.
- The EMT 650 SA operates with brushless motors controlled by inverters which monitor the speed of the main axle with no mechanical stop contrarily to systems activated by a clutch. Our solution **considerably reduces the wear and tear of the mechanical parts and provides a more consistent punching accuracy** as result of the absence of play in the transmission of the movements. It also eliminates the need to replace regularly the clutch which **minimises maintenance cost**.

MAIN TECHNICAL CHARACTERISTICS

Characteristics	Values
Maximum mechanical cycle speed	280 strokes / minute with JBI type punching tools
Paper type	Gummed paper
Max sheet sizes	650 (width) x 740 mm (length)
Min sheet sizes	200 (width) x 250 mm (length)
Sheet grammage	100gsm to 130gsm
Paper thickness	110 to 200µm
Punching capacity	1 to 5 sheet (130gsm max)
Max punching width	640 mm
Min margin (mm)	20mm
Maximum stamp height per stroke	85 mm
Number of grippers	4
Pin diameter	0.9 mm
Other pin shapes	Elliptical, stars, oval, square,...
Punching precision	0.001 mm
Multi axle PLC	Mitsubishi
Memory capacity	99 programmes
Max jump number	9
Cycle counter	Resettable partial and non resettable general
Reception capacity	up to 170mm
Punching tool change over time	5 minutes
Power supply	230/400W 3ph-50/60Hz (with mandatory PE earth)
Power consumption	10 Kw/h
Air supply	780 NI/mn (dry & non lubricated air)
Noise level	82 dBA (measured 1m away from machine)
Machine dimensions	3.15 x 1.24 x 1.40m
Console dimensions	1.20 x 1.15 x 1.35m
Machine total weight incl. console	1,560 kg
Origine	France



JAMES BURN INTERNATIONAL

FRANCE : 61300 L'Aigle- Tel: 33(0)233 842 150
E-mail : info@jamesburn.fr

SINGAPORE: Singapore 787601-Tel:65 684 64944
E-mail: jbspore@singnet.com.sg

JBI authorized agent