



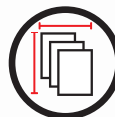
Automatic Punch

The **EasyPunch®** Automatic Punch is well adapted to finishing operations in the copy centre environment. It frees up your staff to handle other tasks while this automatic machine does the punching for them, saving your time and money. With the ability to automatically punch up to 9,000 sheets per hour, this machine offers high labour savings with a quick ROI (all outputs are based on 80 gsm plain paper and will vary pending on the nature of the document, the operator skills and the work organisation). This unit comes with lockable heavy casters wheels and can set up in minutes anywhere in your shop.

FEATURES & BENEFITS

- **Versatile:** Punches wide variety of paper stocks, covers and even tabbed sheets kept in perfect pre-collated order.
- **Efficient:** The EasyPunch® is very fast, especially when you consider its compact size. It will run at speeds up to 9,000 sheets per hour, or about 50 cycles per minute. Changing out the die for a different punching pattern can be completed in less than a minute, so you can switch jobs without hassle or down time. It offers more productivity and more security for a wider range of punching jobs.
- **Easy-to-use:** Automatic operation, just load the feeder and press the start button and walk away.
- **Ergonomic design:** Allows all operations, including, punch die changes, to be performed quickly and easily from the front of the machine with an integral storage space for 1 die.
- **Wide range of heavy duty punching dies:** Wire-O® wire; Plastic Coil; Plastic Comb; Velobind®; 2,3 & 4-ring binder; and many more. Guide posts for perfect alignment, quick pin access and flanged holes to help clear out waste and provide longer life.
- **Safety:** Built-in features to help avoid paper jams and increase operation safety.

Size Sheet



Min. BE* 138x138 mm
Max. BE* 300x300 mm
*BE = Binding Edge

Sheet Weight



Min: 80 gsm
Max: 200 gsm

Sheets per Hour




Up to 9,000

Punch Die Patterns




Wide selection of interchangeable dies

Power Requirements




220/240 V, 50Hz, 1ph
110/120 V, 60Hz, 1ph



LCD touch screen interface



Easy format set-up with simple hand wheel activating the side lay gauges of the central transport unit



Proven technology from DocuPunch® PLUS



Wide range of quality punch dies with removable pins



Easy die change in less than 2 minutes



Storage space for 1 die



A standard carton for reams of A4 paper can be used as a confetti bin



Feeder with capacity up to 100 mm (2 reams ~ 1,000 sheets)



Reception with capacity up to 100 mm (2 reams ~ 1,000 sheets)



Adjustment of the feeder with magnetic and sliding stops



Retractable reception allowing easy handling of punched sheets

SPECIFICATIONS

Max sheet size	300 (BE) x 300 mm (BE = Binding Edge)
Min sheet size	138 (BE) x 138 mm (BE = Binding Edge)
Sheet weight	From 80 to 200 gsm
Feeder & reception tray capacity	100 mm (2 reams = 1,000 sheets)
Cycle speed	40 and 50 cycles/minute
Punch speed	Up to 9,000 sheets/hour (80gr)
Byte thickness	0,3 mm
Tooling	Interchangeable with removable pins
Tool change over	2 minutes ; integral storage space for 1 die
Control panel	Touch screen
Format set up time	Via touch screen and hand wheel in less than 5 minutes
Power	220/240 V (50Hz) 1ph - 110/120 V (60Hz) 1ph
Machine dimensions (WxDxH)	1120 x 730 x 1050 mm
Net weight	168 kg

* All above outputs are based on 80 gsm plain paper and will vary pending on the nature of the document, the operator skills and the work organisation.